


ZNEQ.X



Emergency Button
Start/Stop Button
Signal Lamp
Switches
Potentiometer



ZONE 1-2 / 21-22

IP 65

$-25\text{ }^{\circ}\text{C} < T_a < +55\text{ }^{\circ}\text{C}$

Product

Certification

Marking

IP

Ambiant Temp.

Standarts

Cable Entries

Body

Gaskets

Color

Rated Voltage

Frequency

Application

Signal and Control Operators

SCA 22 ATEX 167U

II 2 G Ex db IIB+H2 Gb

III 2D Ex tb IIIC Db

IP 65

$-25\text{ }^{\circ}\text{C}$ up to $+55\text{ }^{\circ}\text{C}$

EN60079-0: 2018; EN60079-1: 2014; EN60079-31: 2014

-

Brass

NBR o-ring on Body

Nickel or Chrome Plated

24V-380V

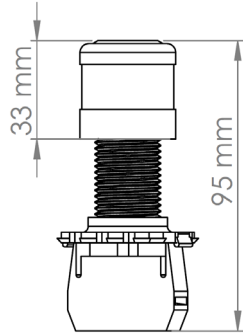
50/60 Hz

Oil refineries, Chemical and petrochemical plants, Boiler rooms etc.



ATEX Document Validation
T.C. Sanayi ve Teknoloji Bakanlıđı

DIMENSIONAL DRAWING

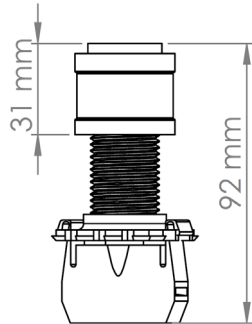


Start and Stop Push Button

250V , 4A

Mounting Thread: 1/2"

Double contact possibility

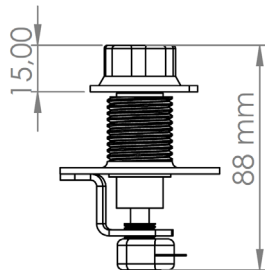


Signal Lamp

24V DC , 250V , 4A

Mounting Thread: 1/2"

Led Lamp



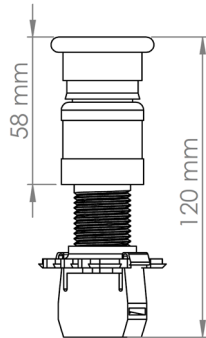
Potentiometer

5-10K

Mounting Thread: 1/2"



DIMENSIONAL DRAWING

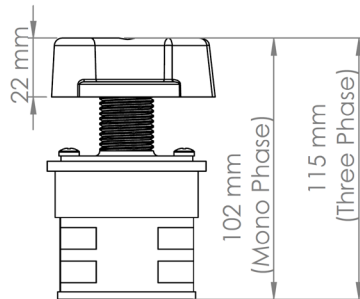


Emergency Button

250V , 4A

Mounting Thread: 1/2"

Double contact possibility



Switches


Monophase or threephase

220V - 380V

16A-63A

Mounting Thread: 1/2"

ZNEQ . .



Type

- **01** - Start Button
- **02** - Stop Button
- **03** - Emergency Button
- **04** - Mushroom P. Button
- **05** - Signal Lamp
- **06** - Switch
- **07** - Potentiometer

Detail

- **R** - Red
- **G** - Green
- **Y** - Yellow
- **01** - 0-1 Switch
- **012** - 0-1-2 Switch
- **102** - 1-0-2 Switch

Voltage or Amper

- **24** - 24V
- **220** - 220V
- **380** - 380V
- **16A**
- **25A**
- **32A**
- **63A**